




## OrthoInfo Basics

# Arthroscopy

**If you have persistent joint pain, your doctor may suggest arthroscopy.**

The word arthroscopy comes from two Greek words, “arthro” (joint) and “skopein” (to look). The term literally means “to look within the joint.”

Arthroscopy is a procedure that gives doctors a clear view of the inside of a joint. This helps them diagnose and treat joint problems.



## What is arthroscopy?

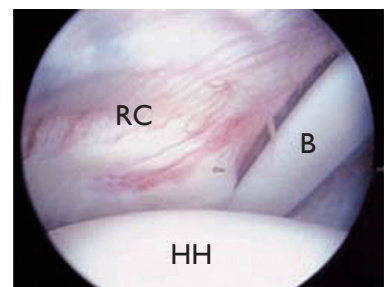
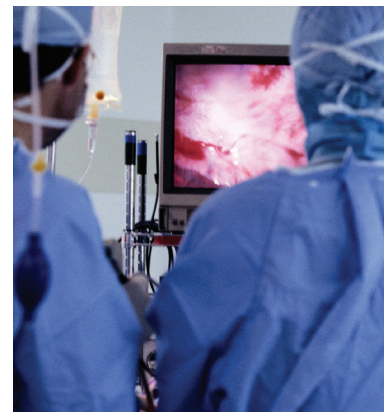
Arthroscopy is a surgical procedure used to diagnose and treat joint problems.

During arthroscopy, your doctor inserts a small, thin instrument called an arthroscope into your joint. The arthroscope contains a miniature video camera and light source.

The video camera displays pictures on a television screen, giving your doctor a clear view of the inside of your joint. Your doctor can assess any problems and possibly correct them during the procedure.

Because the arthroscope and surgical instruments are thin, your doctor can use a very small incision, rather than the larger incision needed for standard, open surgery.

The joints most commonly examined with arthroscopy are the knee, shoulder, elbow, ankle, hip, and wrist.



Here are parts of the shoulder joint as seen through an arthroscope: the rotator cuff (RC), the head of the humerus (HH), and the biceps tendon (B).

### Why do I need arthroscopy?

Arthroscopy helps your doctor make a final diagnosis and treat your joint pain.

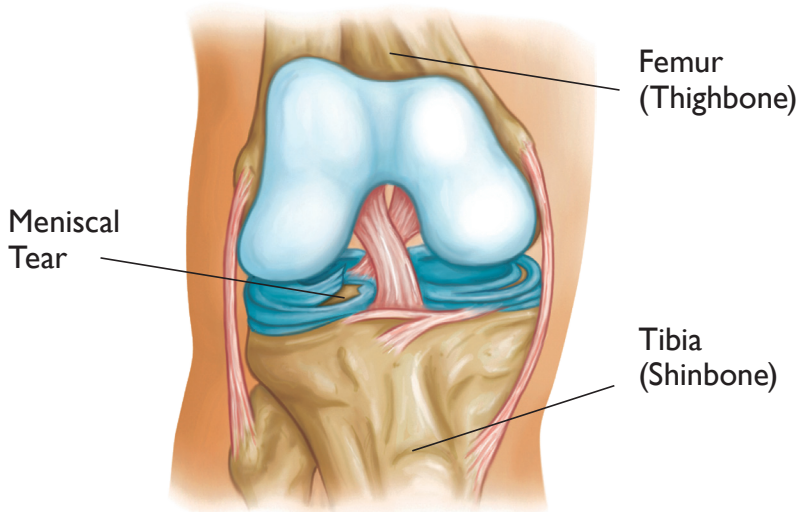
During your first appointment, your doctor will ask you several questions about your joint problem and do a thorough physical examination.

**Diagnostic tests.** Your doctor may use several tests, such as x-rays, magnetic resonance imaging (MRI), and computed tomography (CT) scans, to help find out what is causing your joint problem. If these tests are not conclusive, your doctor may recommend arthroscopy to be sure of a correct diagnosis.


**Arthroscopic treatment.** As instruments and surgical techniques have improved, more joint conditions are being treated with arthroscopy.

Arthroscopy is commonly used to repair a range of problems, including:

- Damaged cartilage, such as a meniscal tear in the knee
- Torn ligaments and tendons, such as a rotator cuff tear in the shoulder
- Loose fragments of bone or cartilage
- Inflamed joint lining (synovitis)



Meniscal tears in the knee are often treated with arthroscopy



### What happens during the procedure?

Most arthroscopic surgeries are done on an outpatient basis.

Patients usually go home a few hours after the procedure. You will need to have someone with you to drive you home.

Although in many ways easier than standard surgery, arthroscopy still requires an operating room and anesthesia.

**Anesthesia.** To prevent pain during the procedure, you will be given local, regional, or general anesthesia.

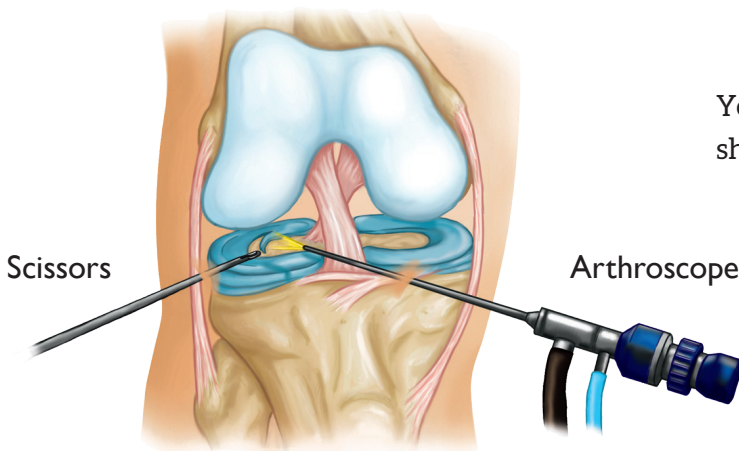
- Local anesthesia numbs just your joint. A numbing medicine is injected into the joint, as well as around the small incisions.
- Regional anesthesia numbs the entire area. The numbing medicine is injected into the nerves that control feeling in the area.
- General anesthesia puts you to sleep.

The anesthesiologist will talk to you about the best method for you.

**Your surgery.** The length of your surgery will depend on what your surgeon finds and what treatment is necessary.

- Your surgeon will first make a small slit in your skin (about the size of a buttonhole) for the arthroscope.
- Next, your surgeon will rinse the joint with a sterile solution. This helps your surgeon to see the inside of your joint clearly and in great detail.
- Your surgeon will insert the arthroscope and use the image projected on the video screen to guide it.
- If surgical treatment is needed, your surgeon will insert tiny instruments through another small cut. These instruments might be scissors, motorized shavers, or lasers.
- Your surgeon may close your incisions with stitches or steri-strips (small band-aids) and cover them with a soft bandage.

You will be moved to a recovery area and should be able to go home within 1 or 2 hours.



The surgeon inserts miniature scissors to trim the torn meniscus.

### How long does it take to recover?

Recovery from arthroscopy is much faster than from open surgery.

Although the incisions are small and joint pain is minor, it will still take several weeks for the joint to completely recover.

**Exercise.** Regular exercise to restore your strength and mobility is important. Your doctor will recommend specific exercises to help speed your recovery.

**Daily activities.** It is not unusual to resume daily activities, and go back to work or school within a few days of your procedure. If your job involves heavy work, it may be longer before you can go back.

Because patients have varied health conditions, recovery time is different for everyone. Talk to your doctor about when you can return to more intense physical activities and exercise.

**Complications.** Most patients do not experience complications from arthroscopy. As with any surgery, however, there are some risks. These are usually minor and treatable, and your doctor will discuss them with you.

Potential problems with arthroscopy include infection, blood clots, excessive swelling or bleeding, and damage to blood vessels or nerves.

Your doctor will discuss possible complications with you.

### For more information

For more information about arthroscopy, visit *OrthoInfo* at [www.orthoinfo.org](http://www.orthoinfo.org).

*OrthoInfo* is the patient education website of the American Academy of Orthopaedic Surgeons (AAOS), and is a trusted source of information about musculoskeletal conditions. Our articles are developed by orthopaedic surgeons, and provide detailed information about a wide range of injuries and diseases, as well as treatment options and prevention topics.

AAOS does not endorse any treatments, procedures, products, or physicians referenced herein. This information is provided as an educational service and is not intended to serve as medical advice. Anyone seeking specific orthopaedic advice or assistance should consult his or her orthopaedic surgeon.

